

**Условное обозначение:**

A1	Instrument cluster
A1	Instrument cluster
A1	Instrument cluster
A1	Instrument cluster
A1e1	Left turn signal indicator lamp
A1e2	Right turn signal indicator lamp
A1e3	High beam indicator lamp
A1e8	Instrument illumination
A1h1	Warning buzzer
A1h2	Audible turn signal indicator
A1h4	Main odometer
A1p2	Fuel level gauge
A1p8	Electronic speedometer
A1r1	Instrument illumination rheostat
A2/30	Navigation processor
A61	Transmission range recognition module
E1	Left front headlamp unit
E1	Left front headlamp unit
E19/1	Left license plate lamp
E19/2	Right license plate lamp
E1e1	High beam
E1e2	Low beam
E1e3	Standing and parking lamp
E1e4	Fog lamp
E2	Right front headlamp unit
E2	Right front headlamp unit
E21	Center high-mounted stop lamp
E2e1	High beam
E2e2	Low beam
E2e3	Standing and parking lamp
E2e4	Fog lamp
E3	Left tail lamp
E3e1	Turn signal lamp
E3e2	Tail and parking lamp
E3e3	Reversing lamp
E3e4	Stop lamp
E3e5	Rear fog lamp
E4	Right tail lamp
E4e1	Turn signal lamp

**Позиция:**

22 L
37 L
67 A
73 A
70 A
71 A
65 A
66 A
73 C
71 A
74 C
73 C
74 C
65 A
54 L
43 L
2 L
7 L
62 L
61 L
2 L
3 L
3 L
6 L
5 L
8 L
24 L
5 L
5 L
4 L
7 L
20 L
21 L
19 L
20 L
21 L
20 L
34 L
35 L

Номер документа: 2000-99gc

Название документа: Diagram for exterior lighting

**Условное обозначение:**

E4e2	Tail and parking lamp
E4e3	Reversing lamp
E4e4	Stop lamp
E4e5	Rear fog lamp
E5/1	Left fog lamp
E5/2	Right fog lamp
F1	Fuse and relay box
F1	Fuse and relay box
F1	Fuse and relay box
F1	Fuse and relay box
F1	Fuse and relay box
F1	Fuse and relay box
F1f11	Fuse 11
F1f18	Fuse 18
F1f28	Fuse 28
F1f30	Fuse 30
F1f39	Fuse 39
F1f39	Fuse 39
F1f39	Fuse 39
F1f40	Fuse 40
F1f7	Fuse 7
H7	Automatic dimming inside rearview mirror (ADM [ASA])
K55	Stop lamp suppression relay
N28/1	Trailer recognition control module
N47-5	ESP control module
N62	PTS control module
N7-1	Light module
N7-1	Light module
N7-1	Light module
N7-1	Light module
N7-1	Light module
N7-1	Light module
N7-1	Light module
N7-1	Light module
S16/2	Backup lamp switch
S2	Starter switch
S4	Combination switch
S4s1	Left and right turn signal switch
S4s2	Headlamp flasher/high beam switch

**Позиция:**

33 L
35 L
33 L
34 L
9 L
10 L
1 L
28 L
41 L
56 L
59 L
68 L
70 K
67 K
68 K
66 K
41 K
56 K
58 K
28 K
1 K
52 L
30 L
17 L
32 L
39 L
4 A
11 A
20 A
28 A
37 A
44 A
51 A
61 A
44 L
14 L
71 L
72 K
72 K

## Номер документа: Т0ар-2000-99гс

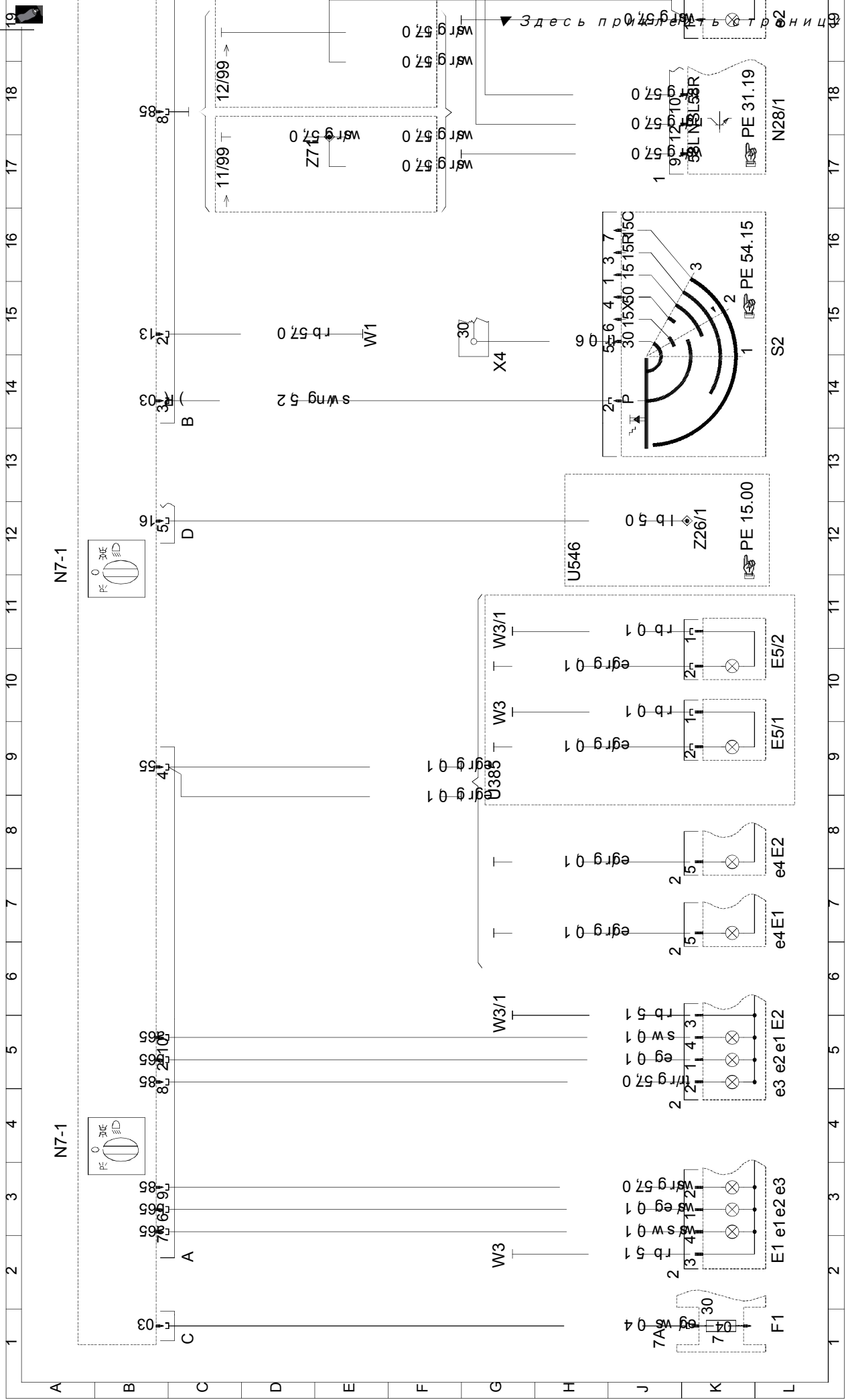
Название документа: for exterior lighting

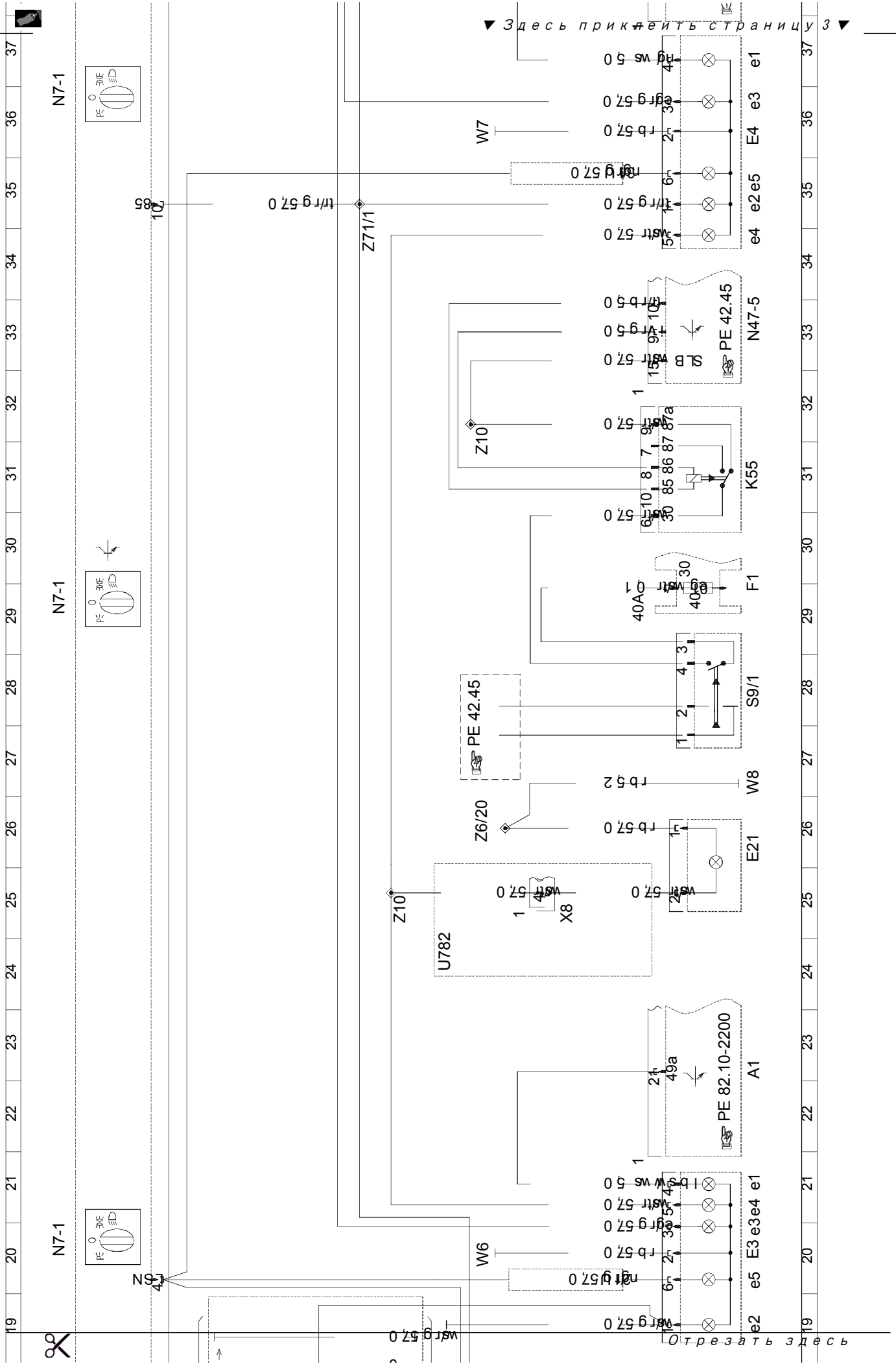
### Условное обозначение:

S4s3	Low beam switch
S9/1	Stop lamp switch (4-pin)
U12	Valid for left-hand steering
U13	Valid for right-hand steering
U24	Valid for MT [MG]
U24	Valid for MT [MG]
U25	Valid for automatic transmission
U25	Valid for automatic transmission
U385	Valid for code 990
U520	Valid for taxi
U538	Valid for Parktronic System
U546	Valid for {[Norwegen]} {[Schweden]}
U663	Both variants possible up to 10/99. Variant 2 in vehicle data card identified by control code J21. 100% variant 2 as of 11/99.
U76	Valid for entrance/exit lamps
W1	Main ground (under control module)
W1	Main ground (under control module)
W1	Main ground (under control module)
W3	Ground (left front wheelhousing at ignition coil)
W3	Ground (left front wheelhousing at ignition coil)
W3/1	Ground (right front wheelhousing at ignition coil)
W3/1	Ground (right front wheelhousing at ignition coil)
W6	Ground (left wheelhousing in trunk)
W7	Ground (right wheelhousing in trunk)
W8	Ground (tailgate)
X26/30	Engine wiring harness/cockpit connector
X35/21	Automatic dimming inside rearview mirror cockpit/FFS [RBA] separation point
X4	Terminal block (circuit 30, fuse and relay box) (2-pin)
X8	Terminal block (tailgate)
X8	Terminal block (tailgate)
Z10	Connector sleeve 2
Z10	Connector sleeve 2
Z26/1	Circuit 61 connector sleeve
Z38	Reversing lamp connector sleeve
Z6/20	Tailgate ground connector sleeve
Z6/20	Tailgate ground connector sleeve
Z71	Left taillamp sleeve connector (circuit 58)
Z71/1	Right taillamp sleeve connector (circuit 58)

### Позиция:

72 J
26 L
20 J
34 J
44 J
45 J
42 J
43 J
8 G
63 K
39 G
11 H
45 H
51 H
15 E
67 F
69 F
2 G
9 G
5 G
10 G
20 G
34 G
25 L
45 K
51 H
14 G
24 H
60 H
24 E
30 G
12 K
47 F
25 G
61 H
17 E
33 E





Здесь приклеить страницу 3

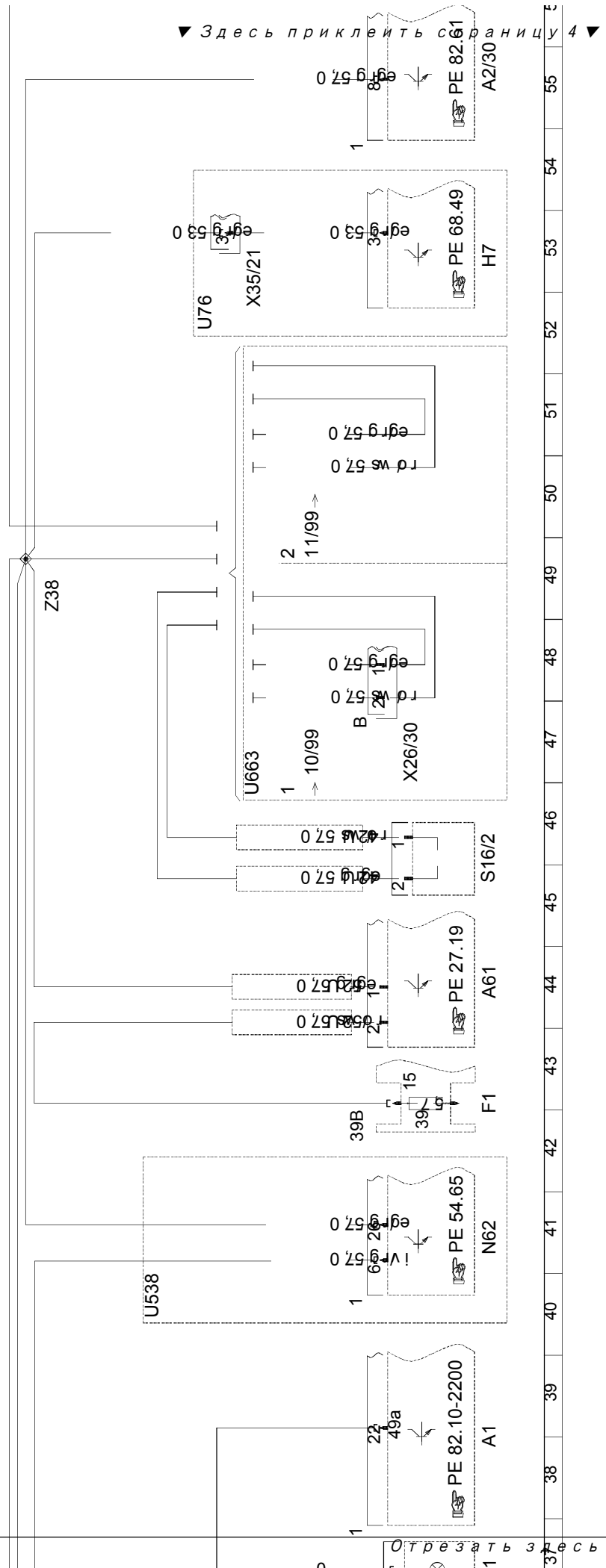
37 38 39 40 41 42 43 44 45 46 47 48 49 50 51 52 53 54 55



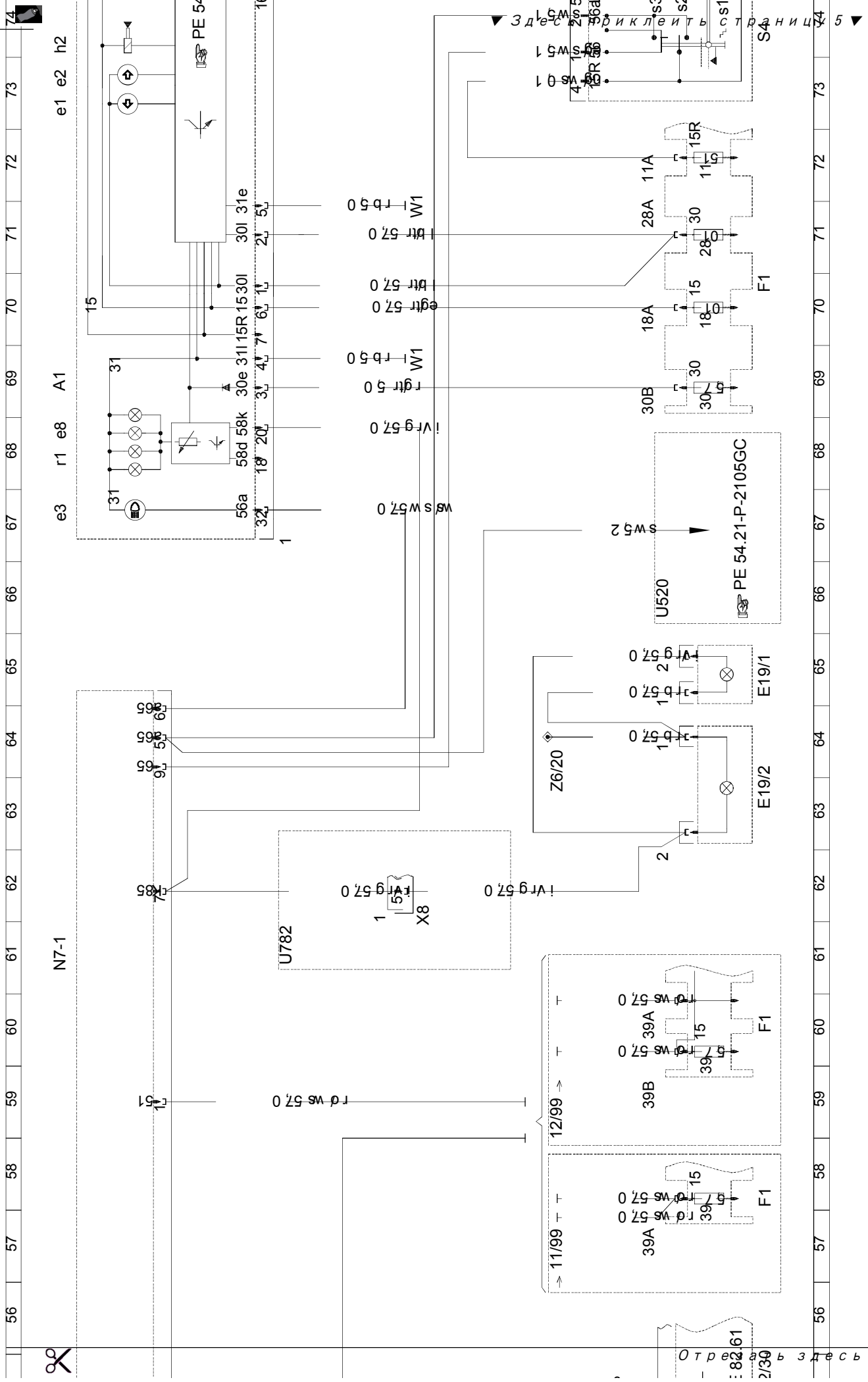
N7-1



N7-1



Отрезать здесь



Отрезать здесь

N7-1

Здесь обрезать

